

Performance

■ The frames

Choose between using the Border Frames with clips for lower volume production or the Automatic Frame Changer (AFC) for higher volume requirements.




AFC



Border Frame

■ Heater Wire Feeding Options

For sample making or small production runs, a Standard Bobbin can be used. This facilitates the easy change-over from different wire sizes because the bobbins can be easily replaced. For applications where large spools of wire are required, such as large patterns or high volume orders, the Heater Wire Feeding Device is recommended.



Heater Wire Feeding Device

Standard Bobbin

■ Needle Contact Detection Device

A Needle Contact Detection Device can be used with the Heater Wire Feeding Device to detect insulation penetration and reduce product loss rates.




■ Heater Wire Cutting Device

This device cuts the wire and sewing thread at a selected position in the pattern and increases productivity especially with multi head machines.



Heater Wire Sewing Machines

TLMX series



Standard Features

■ A user-friendly Color LCD Operation Panel

The user-friendly LCD Operation Panel comes as standard equipment. The display shows design progress and is easy to learn by new as well as experienced operators.

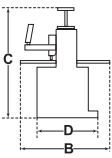
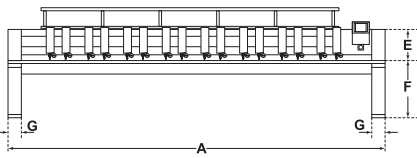
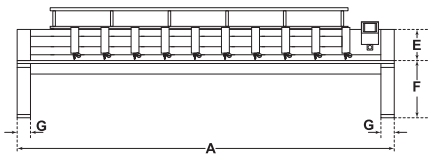
■ Simple data input and output (USB/LAN)

The data can be input or output using a USB Memory Device. The design data can also be transmitted to the machine via a LAN port by using the data transmission function of the design making software "DG/ML by PULSE".

Specifications

Model	Needles	Lock-stitch chenille heads	Head interval (W:Alternate)	Embroidery space (mm)		A	B	C	D	E	F	G
				D x W (offset)	Continuous(w)							
TLMX-101	1	1	800	800 x 800	800	2,415	2,030	1,690	1,000	330	840	100
TLMX-110	1	10	600	1200 x 600	6,000	8,215	2,840	1,680	1,300	430	833	200
TLMX-T01	1	1 x 2	875	750 x 875 / 325	875	3,495	1,937	1,690	1,140	330	840	100
TLMX-T08	1	8 x 2	750	1,200 x 750 / 195	6,000	8,160	2,840	1,680	1,300	430	833	200

[Example of a model code] TLMX - 1 1 4 a=model name, b=number of needles c=number of heads
[Example of a model code] TLMX - T 0 8 a=model name, b=number of pairs




*Consultation for orders of special embroidery with embroidery space, number of heads, etc. is also available.

Options

● Beam Sensor



● Anti-Vibration Stand



● Automatic Lubrication System



*We reserve the right to change the specification for improvements without previous notice. Running speed may vary, depending on machine models, frame types and/or applicable conditions.

*Effective embroidery space may vary, depending on type of product to be embroidered and/or applicable conditions.

*No design nor registered trademark of the products contained in this catalog may be used without the prior permission.



Tajima Industries Ltd.

19-22, Shirakabe 3-chome, Higashi-ku Nagoya 461-0011 JAPAN
TEL: +81-52-932-3444, 3445 FAX: +81-52-932-2457, 3449


<http://www.tajima.com>

Tokai Industrial Sewing Machine Co.,Ltd.

No. 1800 Ushiyama-cho, Kasugai, Aichi-pre. 486-0901 JAPAN



Multi-head Automatic Embroidery Machines



Heater Wire Sewing Machines

TLMXseries

An innovative machine for many applications

Now, Heater Wire Sewing Machine's advanced techniques allow you to sew many materials accurately and quickly.

Features

Mass production by use of the multi-heads

The largest Heater Wire Sewing Machine with 24 heads, can produce 24 pieces at a time. This greatly improves productivity and reduces cost per part.

A simple operating process

The process is automated and simplified. Many options are available to increase production and create accurate wire parts. The Heater Wire Sewing Machine makes production a smoother process especially when compared to the conventional way that wire-laying is done.

An easily reproducible process

A computer-controlled head and frame sews heater wire automatically and precisely. The pitch between stitched wires can be accurately controlled for various wire diameters. Other conventional methods of production make it difficult to accurately reproduce corners as designed. Our new technology has now made it possible to produce corners that are consistent in length and resistance.

Digitizing is simple


Our exclusive digitizing software named "DG/ML by PULSE" is designed to support your pattern requirements. "DG/ML by PULSE" makes it easy to edit and simply convert existing data and designs to stitch data files ready to run on the Heater Wire Sewing Machines.



www.pulsemicro.com

A wide variety of materials can be sewn

Different thickness wires with or without insulation can be sewn using various kinds of attachments based on your needs.



- Heater wire sewing for outdoor snow melting carpets and bathroom insulation sheets.

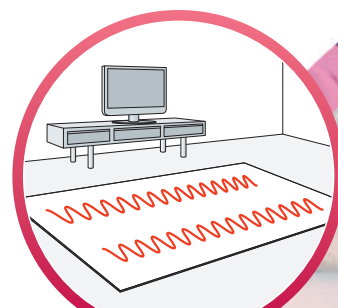


RESIDENTIAL AND COMMERCIAL BUILDINGS

- Heater wire sewing on heated clothing such as shoes, gloves, jackets, hats, etc. for protection against cold weather.



APPAREL




HOUSEHOLD APPLIANCES

- Heater wire sewing for electric blankets, heated carpets, heated mattress covers, and thermal insulators.



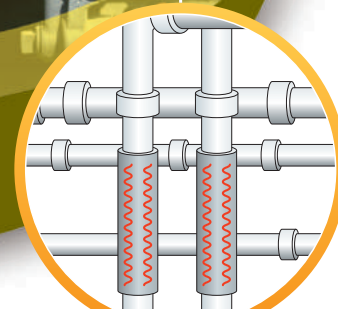
AUTOMOTIVE

- Heater wire sewing for car seats and steering wheels



ENGINEERING PROJECTS

- Flexible heaters used in chemical process applications and heated pipe covers for freeze protection.



A SEMICONDUCTOR OR ELECTRONICS

- Heater wire sewing for valve and plumbing covers.

Features


Improved product durability

In some conventional methods of production, the heater wire is attached using an adhesive then sandwiched and pressurized. This process may cause wire breaks. With the Heater Wire Sewing Machine, the conventional wire-laying problems are eliminated. The wire is stitched with a zigzag pattern to allow for expansion and contraction during pressurization and operation. This result in a much more durable and reliable product.

Zig-zag swing sewing


There are 6 different zig-zag swing stitch patterns which enable the Heater Wire Sewing Machine to sew a wide variety of wire sizes and types precisely onto the substrate materials.

Zig-zag swing pattern 4



Stitch patterns 4

Zig-zag swing pattern 5



Stitch patterns 5

Heater Wire Supply Ring

Maximum 720° rotation of the zigzag swing attachment can be sewn the more complicated pattern rather than before.

